

Ukraine Crisis Response | April 2025 Fact Sheet

In Ukraine, an 11-year conflict that started in the east of the country in 2014 reached to dramatic escalation of the war since the Russian Federation's 24 February 2022 invasion. It has caused the world's fastest growing displacement crisis since World War II, leaving at least:

- 35.8 million** Population living in Ukraine – **82%** of total Ukrainian population before the conflict (**43.5 million**).
- 12.7 million** People in need of humanitarian assistance in Ukraine – **35.7%** of Population living in Ukraine.
- 6.9 million** Refugees from Ukraine recorded across globally – **16%** of total Ukrainian population before the conflict (**43.5 million**).
- 3.7 million** Internally displaced people – **10%** of Population living in Ukraine.
- 4.2 million** Returnees – **10%** of total Ukrainian population before the conflict.

World Vision started working in Ukraine in March 2022 through 6 and now 3 active offices in Chernivtsi, Kyiv, Dnipro, which currently support aid efforts reaching conflict-affected people in 22 oblasts across Ukraine.

Ukraine Crisis Response Goal

The Ukrainian children, refugees and IDPs, as well as the host communities in Ukraine, Moldova, Romania, and Georgia have the support to overcome the humanitarian consequences of the war crisis.

UCR Strategic Objectives

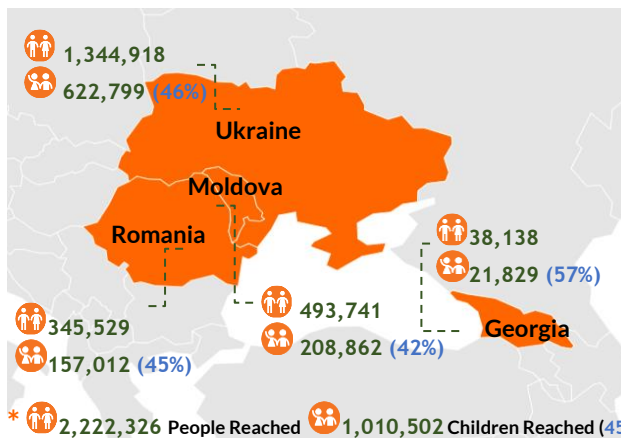
- 1 Early recovery and economic development opportunities are created for IDP and refugee households, as well as host communities for improved and self-reliant livelihood.
- 2 Children, their families and communities benefit from enhanced social protection mechanisms and education opportunities in Ukraine and host countries.
- 3 Basic needs of vulnerable children, families and communities affected by the war are met in Ukraine and host countries.
- 4 Equitable and complementary partnerships with national and local actors are encultured and promoted to enable them take stronger leadership role in delivering the humanitarian response and managing the transition to rehabilitation and development.

In Ukraine, VisionFund started the medium- to long-term recovery and development via financing small and medium-sized businesses for further growth, opportunities to generate income and create new jobs. It is aimed to open new opportunities to strengthen and grow communities.

World Vision Presence*

WV UCR Phase 1 Strategy 2022-2024 delivered an inclusive, need driven humanitarian assistance to refugees, IDPs, and the most vulnerable children and their families in Ukraine, Romania, Moldova, and Georgia.

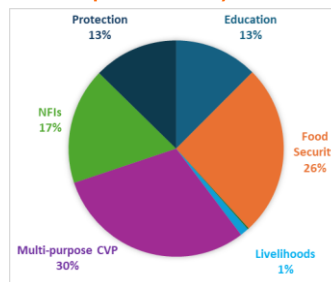
WV UCR Phase 2 Strategy 2024-2026 continues the main Phase 1 directions by integrating humanitarian responses with early recovery and economic development interventions in joint programming with VisionFund, WV's microfinance subsidiary. WV UCR will continue operating in four countries: 70% in Ukraine, 20% in Moldova, 10% in Georgia and Romania.








World Vision UCR:







- April 2025 reporting period in a glance:
 - ✓ children reached accounted for **22%** of the overall people reached;
 - ✓ **7,038** people reached across UCR, which accounts to **0.3%** of the overall people reached to date;
 - ✓ Ukraine – **1,994** (49% of which are children);
 - ✓ Moldova – **4,423** (15% are children);
 - ✓ Romania – **294** (46% are children);
 - ✓ Georgia – **327** (31% are children).

People reached by Sector



Ukraine Crisis Response Achievements


















| SO1: Early recovery and economic development opportunities | | March 2022 - April 2025 | | | | Total |
|--|---|-------------------------|-----------|-----------|---------|-----------|
| | | Ukraine | Moldova | Romania | Georgia | |
| IDP and refugee households, as well as host communities have access to professional training/ TVET | | | | | | |
|  | # of people underwent professional training | 15,075 | 5,182 | 5,604 | 3,676 | 29,537 |
| | Overall rate, % | 51% | 18% | 19% | 12% | |
|  | USD value of cash for training distributed | 0 | 1,123,447 | \$ - | 0 | 1,123,447 |
| | Overall rate, % | 0% | 100% | 0% | 0% | |
| IDP and refugee households, as well as host communities have access to financial literacy/ business development/ employability skills training opportunities | | | | | | |
|  | # of people underwent financial literacy/ business management/ employability training | 733 | 0 | 0 | 0 | 733 |
| | Overall rate, % | 100% | 0% | 0% | 0% | |
| IDP and refugee households, as well as host communities have access to funds and productive assets to start up or build up income sources | | | | | | |
|  | # of people received cash to start or develop a business | 0 | 0 | 54 | 0 | 54 |
| | Overall rate, % | 0% | 0% | 100% | 0% | |
|  | USD amount spent in form of cash or productive asset/s | 0 | 0 | \$351,338 | 0 | 351,338 |
| | Overall rate, % | 0% | 0% | 100% | 0% | |

| SO3: Basic needs | | March 2022 - April 2025 | | | | Total |
|---|--|-------------------------|--------------|-------------|-------------|--------------|
| | | Ukraine | Moldova | Romania | Georgia | |
| Households are supported with cash assistance (incl. support for winterization) to meet their immediate | | | | | | |
|  | # of people benefitting from cash assistance | 216,010 | 408,194 | 53,842 | 16,854 | 694,900 |
| | Overall rate, % | 31% | 59% | 8% | 2% | |
|  | USD value of cash distributed | \$50,172,036 | \$33,826,006 | \$3,523,672 | \$3,182,674 | \$90,704,388 |
| | Overall rate, % | 55% | 37% | 4% | 4% | |
| Households are supported with NFIs, food and water | | | | | | |
|  | # of people benefitting from food assistance | 458,167 | 18,994 | 130,084 | 0 | 607,245 |
| | Overall rate, % | 75% | 3% | 21% | 0% | |
|  | MT of food assistance distributed | 45,614.16 | 225.74 | 1,030.75 | 0.00 | 46,870.65 |
| | Overall rate, % | 97% | 0% | 2% | 0% | |
|  | # of people supported with NFIs | 321,640 | 30,457 | 198,728 | 36 | 550,861 |
| | Overall rate, % | 58% | 6% | 36% | 0% | |
|  | # of NFI kits distributed | 139,875 | 16,127 | 308,294 | 2,211 | 466,507 |
| | Overall rate, % | 30% | 3% | 66% | 0% | |

| SO4: Partnerships with national and local actors | April 2025 | | | | Total |
|--|------------|---------|---------|---------|-------|
| | Ukraine | Moldova | Romania | Georgia | |
| # of WV UCR Active Local Partners | 11 | 6 | 3 | 0 | 20 |
| Overall rate, % | 55% | 30% | 15% | 0% | |
| Share of WWUCR Field Budget Allocated to NGO | 27% | 46% | 6% | 0% | 12% |

Funding:

| Inception March 2022 to date funding: US \$279.8 M | April 2025 | | | | Total UCR |
|--|------------|------------|------------|------------|-------------|
| | Ukraine | Moldova | Romania | Georgia | |
| Active Funding | US \$8.3 M | US \$6.4 M | US \$1.6 M | US \$0.9 M | US \$17.2 M |
| Overall rate, % | 48% | 37% | 9% | 5% | |

| SO2: Enhanced social protection mechanisms and education | | March 2022 - April 2025 | | | | Total |
|---|---|-------------------------|-----------|-----------|-----------|-------------|
| | | Ukraine | Moldova | Romania | Georgia | |
| National child protection systems and structures are strengthened to ensure country-level protection mechanisms for vulnerable children | | | | | | |
|  | # of national/ local duty bearers' staff trained on CP topics | 3,814 | 5,163 | 1,065 | 116 | 10,158 |
| | Overall rate, % | 38% | 51% | 10% | 1% | |
|  | # of state/non-state agency staff trained on case management | 274 | 0 | 0 | 0 | 274 |
| | Overall rate, % | 100% | 0% | 0% | 0% | |
|  | # of case management handled within UCR programming | 27 | 10 | 0 | 0 | 37 |
| | Overall rate, % | 73% | 27% | 0% | 0% | |
| Children receive age-appropriate developmental and protection services | | | | | | |
|  | # of CFS operational new and maintained (active) | 22 | 10 | 4 | 2 | 38 |
| | Overall rate, % | 58% | 26% | 11% | 5% | |
|  | # of children attending Child Friendly Spaces | 88,607 | 10,183 | 22,084 | 3,082 | 123,956 |
| | Overall rate, % | 71% | 8% | 18% | 2% | |
|  | # of CFS faculty trained on CFS standards, CP-related topics | 15 | 55 | 0 | 0 | 70 |
| | Overall rate, % | 21% | 79% | 0% | 0% | |
|  | # of people graduating from MHPSS service with a satisfactory result | 57 | 0 | 0 | 0 | 57 |
| | Overall rate, % | 100% | 0% | 0% | 0% | |
|  | # of people reached by community resilient programming | 4,542 | 0 | 0 | 0 | 4,542 |
| | Overall rate, % | 100% | 0% | 0% | 0% | |
|  | # of people participating in psychosocial support services | 139,842 | 45,048 | 23,673 | 10,228 | 218,791 |
| | Overall rate, % | 64% | 21% | 11% | 5% | |
|  | \$ value of cash for protection distributed | \$694,698 | \$449,734 | \$ 98,380 | \$227,054 | \$1,469,866 |
| | Overall rate, % | 47% | 31% | 7% | 15% | |
|  | # of faith leaders participating in programming | 1,040 | 0 | 0 | 0 | 1,040 |
| | Overall rate, % | 100% | 0% | 0% | 0% | |
| Children enjoy positive relations at their families and schools | | | | | | |
|  | # of parents underwent positive parenting sessions | 1,754 | 81 | 51 | 148 | 2,034 |
| | Overall rate, % | 86% | 4% | 3% | 7% | |
|  | # of school/center faculty trained on prevention of school-based violence | 20 | 0 | 0 | 0 | 20 |
| | Overall rate, % | 100% | 0% | 0% | 0% | |
|  | # of people reached by WV community level programming on CP | 287 | 0 | 0 | 0 | 287 |
| | Overall rate, % | 100% | 0% | 0% | 0% | |
|  | # of child protection actions implemented that prevent violence | 30 | 0 | 0 | 0 | 30 |
| | Overall rate, % | 100% | 0% | 0% | 0% | |
| Ukrainian children have improved access to education | | | | | | |
|  | # of teachers and educ.personnel receive trainings on MHPSS etc. | 875 | 0 | 0 | 0 | 875 |
| | Overall rate, % | 100% | 0% | 0% | 0% | |
|  | # of children reached by education programming | 241,808 | 19,790 | 12,769 | 4,648 | 279,015 |
| | Overall rate, % | 87% | 7% | 5% | 2% | |